



AeroAudio

WWW.AEROAUDIO.EU

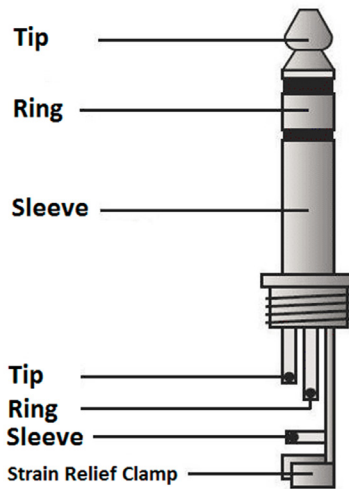
HP AMP TABLE MOUNT MANUAL



Volume

Control light

Connections 3.5mm and 6.35mm Jack connector



Tip: Audio Left
Ring: Audio Right
Sleeve: Ground

Power consumption: 30mA

Maximum amplifier power @1Khz: 300mW at 32 ohms
380mW at 8 ohms

Distortion @ 1Khz, 150mW: 0.2%
Channel separation @1Khz: < 98dB
Frequency range: 22Hz - 22KHz



AeroAudio

WWW.AEROAUDIO.EU

STEENWEG 148C - 9810 NAZARETH - BELGIUM - T +32 (0)9 396 76 40 - INFO@AEROAUDIO.EU



AeroAudio

WWW.AEROAUDIO.EU

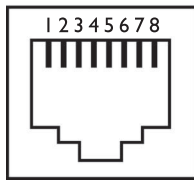
HP AMP TABLE MOUNT MANUAL



12VDC +
0.4W
DC IN -

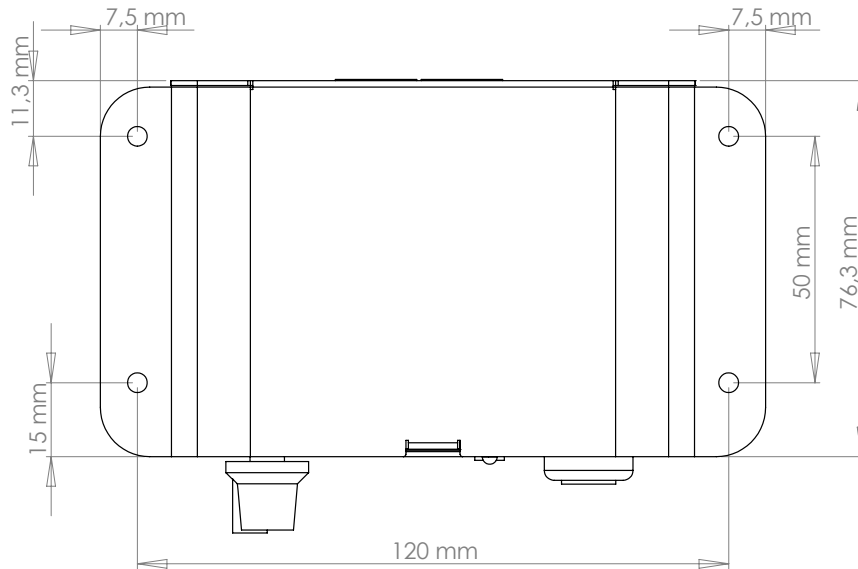
RJ45 FEMALE LINK (link to a subsequent AMP)

RJ45 FEMALE INPUT



Pin	Funcție	Type
1	Left phase +	Audio
2	Left phase -	Audio
3	Right phase +	Audio
4	Ground	Power
5	+ 12 volt	Power
6	Right phase -	Audio
7	Ground	Power
8	+ 12 volt	Power
Shield	Shield	Shield

DIMENSIONS



Dimensions: 135mm * 76.3mm * 36mm

Weight: 0.3 Kg



AeroAudio

WWW.AEROAUDIO.EU

STEENWEG 148C - 9810 NAZARETH - BELGIUM - T +32 (0)9 396 76 40 - INFO@AEROAUDIO.EU



AeroAudio

WWW.AEROAUDIO.EU

HP AMP TABLE MOUNT MANUAL

Safety First!

- Caution: hot and sharp surfaces! This professional device may only be installed by qualified personnel.
- Check the cardboard box for any damage upon receipt of the goods. In case of a damaged box, please contact your distributor before opening it. contact your distributor before opening the box.
- Read all documentation before using the unit.
- Keep all documentation for future reference.
- Keep the box and the packaging material even if the equipment has arrived in good condition.
- Should you ever need to ship the appliance, use only the original factory packaging.
- Do not spill water or other liquids in or on the device.
- Always use the power supply provided.
- Make sure that the power outlets correspond to the power requirements indicated on the back of the power supply.
- Do not use the device if the power cord is frayed or broken.
- Turn off and disconnect the devices from the mains before making any connections.
- Do not use the device near heaters, heating grills, radiators or other heat producing devices.
- Do not use the unit on a surface or in an environment that may interfere with the normal flow of air around the unit.
If the unit is used in an extremely dusty or smoky environment, the unit should be "dusted" regularly.
- Do not remove the cover. Removing the cover will expose you to potentially dangerous voltages.
- In case of malfunction, this unit should only be serviced by qualified service personnel.
- Always follow the instructions of the supplier and manufacturer - Only use accessories, spare and replacement parts specified by the manufacturer.
- Only use the device for the purpose intended by the manufacturer.



AeroAudio

WWW.AEROAUDIO.EU

STEENWEG 148C - 9810 NAZARETH - BELGIUM - T +32 (0)9 396 76 40 - INFO@AEROAUDIO.EU